

FK-5-1-12 CYLINDER

CLEAN AGENT FIRE EXTINGUISHING SYSTEM

Seamless Cylinder

In 42 Bar FK-5-1-12 System, clean agent is stored as liquid in seamless cylinder designed specifically for the application and charged to a fill density of between 0.48 kg/ltr. (30.2lb/ft³) and 1.12 kg/ltr. (70.0 lb/ft³). To ensure optimal performance, each cylinder is super pressurized with dry nitrogen to 42 bar at 21°C (610psi @ 70°F).

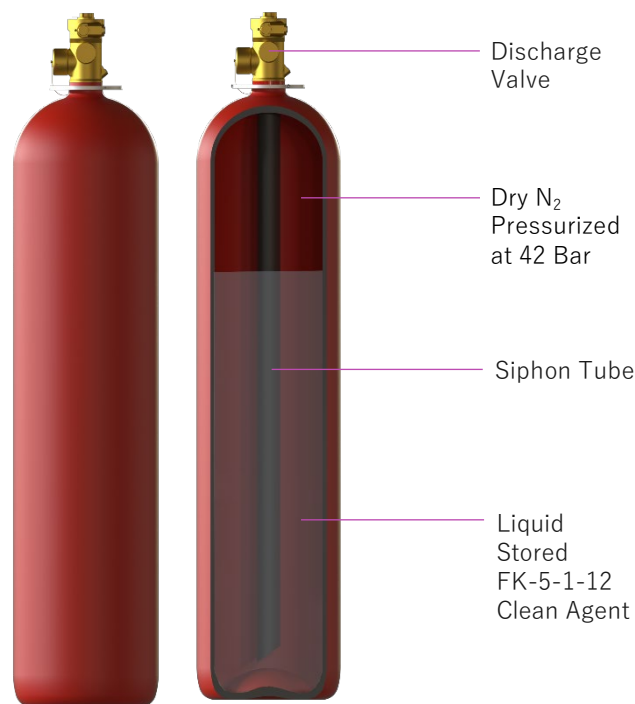
An identification label is affixed to the cylinder body indicating the fill quantity of FK-5-1-12, charging pressure and date of fill. Many variations in cylinder capacities to select the best as per project requirement.

Fire extinguishing systems utilizing FK-5-1-12 clean agent is designed to be discharged within 6- 10 seconds into a room, area, or enclosure with the structural integrity to retain the agent.

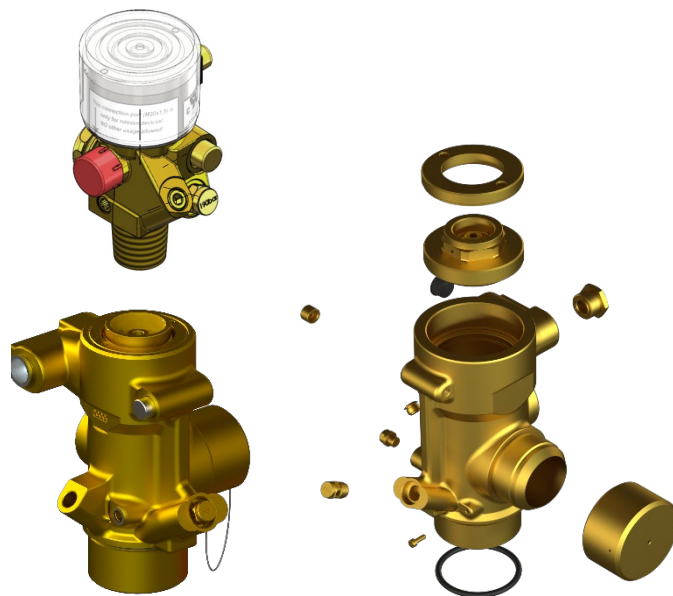
The FK-5-1-12 clean agent uniformly mixes throughout the protected area achieving a minimum concentration level in accordance with NFPA-2001.

Valve Assembly

The automatic release of FK-5-1-12 clean agent is controlled by a forged brass, differential pressure operated cylinder valve connected to the neck of the cylinder. Each cylinder and valve assembly are provided with a safety cap and a protection cap which is a safety feature to prevent uncontrolled, accidental discharge. Discharge valve assembly is available in three sizes DN12, DN33 and DN50.



Typical seamless cylinder & valve assembly



General Arrangement of Discharge Valves

Approval



Hardware for 8 & 13.4L Cylinders		
No.	Description	Part Number
1	DN12 Solenoid Mounted Discharge Valve	HSN-VLV-EU-112
2	Discharge Hose DN12, L:400mm	HSN-DH-12-400
3	Manual Actuator for DN12 Valve	HSN-ACT-M02
4.1	Ø50mm contacted pressure gauge 38bar NO	HSN-PGV-NOC-3880
4.2	Ø50mm contacted pressure gauge 38bar NC	HSN-PGV-NCC-3880
5.1	8L Seamless TPED Cylinder Set	HSN-HF-US-SM-008-1
5.2	13.4L Seamless TPED Cylinder Set	HSN-HF-US-SM-013-1
6.1	8L Seamless Cylinder Strap	HSN-BRC-140
6.2	13.4L Seamless Cylinder Strap	

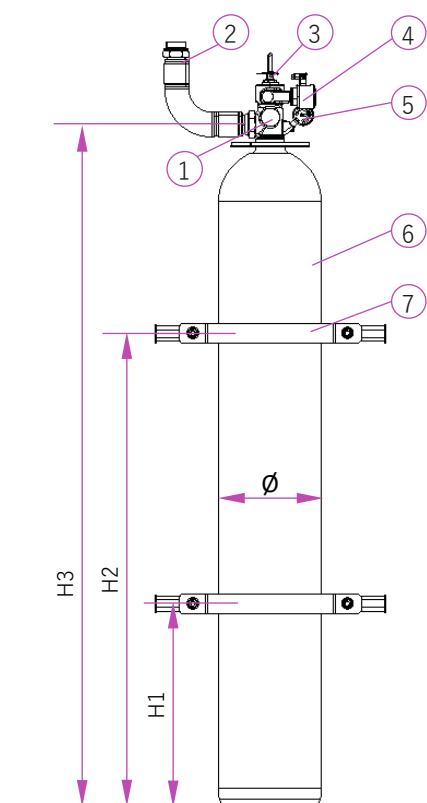
Dimensions for 8 & 13.4L Cylinders				
Type	H1 (mm)	H2 (mm)	H3 (mm)	Ø (mm)
8L	N/A	450	680	140
13.4L	N/A	750	1085	140

42 Bar FK-5-1-12 Clean Agent Seamless Cylinders						
Part Number	Valve Size mm	Cylinder Volume liter	Cylinder Diameter mm*	Empty Weight kg**	System Pressure bar	Filling Range kg
HSN-FK-US-SM-008-1	12	8	140	10.4	42	4.0-8.0
HSN-FK-US-SM-013-1		13.4	204	19.5		6.7-13.4
HSN-FK-US-SM-026-1	33	26.8	232	32.0		13.4-26.8
HSN-FK-US-SM-040-1		40	267	48.0		20.0-40.0
HSN-FK-US-SM-067-1		67.5	267	73.0		33.8-67.6
HSN-FK-US-SM-080-1		80	267	84.0		40.0-80.0
HSN-FK-US-SM-120-1		120	356	115.0		60.0-120.0
HSN-FK-US-SM-180-1	50	180	406	176.0		90.0-180.0

* Cylinder diameters have tolerance +/- 5% according to cylinder manufacturer.

** Cylinder weights are approximately.

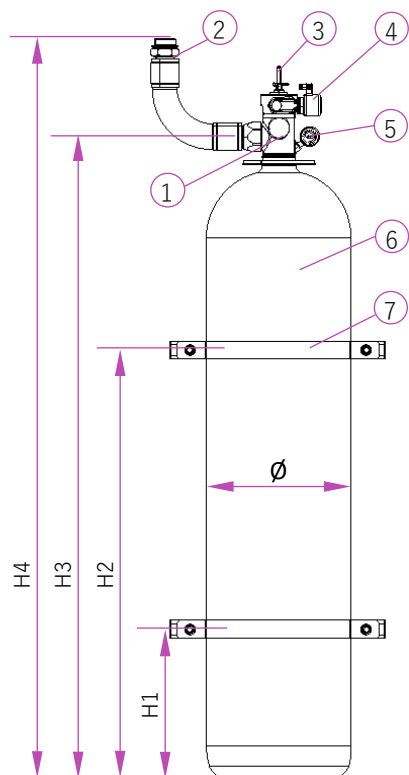
IMPORTANT NOTICE: FK-5-1-12 clean agent fire extinguishing system equipment's are designed for an operating temperature range of 4.5°C to 50°C (40°F to 122°F).



Hardware for 26, 40, 67, 80 & 120L Cylinders		
No.	Description	Part Number
1	DN33 Discharge Valve	HSN-VLV-EU-133
2	Discharge Hose DN33, L:400mm	HSN-DH-33-400
3	Manual Actuator	HSN-ACT-M01
4	Solenoid Actuator, 24V DC	HSN-ACT-S03
5.1	Ø50mm contacted pressure gauge 38bar NO	HSN-PGV-NOC-3880
5.2	Ø50mm contacted pressure gauge 38bar NC	HSN-PGV-NCC-3880
6.1	26L Seamless TPED Cylinder Set	HSN-HF-US-SM-026-1
6.2	40L Seamless TPED Cylinder Set	HSN-HF-US-SM-040-1
6.3	67L Seamless TPED Cylinder Set	HSN-HF-US-SM-067-1
6.4	80L Seamless TPED Cylinder Set	HSN-HF-US-SM-080-1
6.5	120L Seamless TPED Cylinder Set	HSN-HF-US-SM-120-1
7.1	26L Seamless Cylinder Strap	HSN-BRC-219
7.2	40L Seamless Cylinder Strap	
7.3	67L Seamless Cylinder Strap	HSN-BRC-267
7.4	80L Seamless Cylinder Strap	
7.5	120L Seamless Cylinder Strap	HSN-BRC-356

General Arrangement of Assembly of 26, 40, 67, 80 & 120L System

Dimensions for 26, 40, 67, 80, & 120L Cylinders				
Type	H1 (mm)	H2 (mm)	H3 (mm)	Ø (mm)
26L	N/A	600	880	219
40L	N/A	1000	1330	219
67L	400	1100	1500	267
80L	400	1250	1740	267
120L	400	1200	1500	356



Hardware for 180L Cylinders

No.	Description	Part Number
1	DN50 Discharge Valve	HSN-VLV-EU-150
2	Discharge Hose DN50, L:400mm	HSN-DH-50-400
3	Manual Actuator	HSN-ACT-M01
4	Solenoid Actuator, 24V DC	HSN-ACT-S03
5.1	Ø50mm contacted pressure gauge 38bar NO	HSN-PGV-NOC-3880
5.2	Ø50mm contacted pressure gauge 38bar NC	HSN-PGV-NCC-3880
6	180L Seamless TPED Cylinder Set	HSN-HF-US-SM-180-1
7	180L Seamless Cylinder Strap	HSN-BRC-406

General Arrangement of Assembly of 180L System

Dimensions for 180L Cylinders

Type	H1 (mm)	H2 (mm)	H3 (mm)	H4 (mm)	Ø (mm)
180L	500	1350	1700	2100	406

Honeywell Fire

Emaar Business Park, Sheikh
Zayed Road Building No. 2, 2nd
Floor, 201. PO. Box 232362
Dubai, United Arab Emirates
Tel: +971 44541704

For more information
www.honeywell.com

© 2024 Honeywell International Inc.

FK-5-1-12 CYLINDER PAGE:3

THE
FUTURE
IS
WHAT
WE
MAKE IT

Honeywell